

ELECTRICAL DESIGN GROUP


ELECTRICAL BUILDING SERVICES CONSULTANTS

P.O. Box 15, SHERWOOD Q. 4075

Phone: (07) 3278 4375 Fax: (07) 3716 0222

Web Site: www.edg.net.au Email: brisbane@edg.net.au

C3591a - BURLEIGH HEADS HOTEL					
ELECTRICAL EQUIPMENT SCHEDULE					
REVISION A - 01 OCTOBER 2025					
THE LIGHT FITTING SUPPLIER CONTACT DETAILS MAY BE AVAILABLE ON THE EDG WEBSITE VIA THE FOLLOWING LINK www.edg.net.au/Links/Lighting.htm					
TYPE	LAMPS	DESCRIPTION	COLOUR / ACCESSORY	CATALOGUE No	REV
S1	20W/M 3000K LED	LED STRIP TAPE FIXED TO THE REAR OF THE TV VIA DOUBLE SIDED HEAT RESISTANT TAPE. PROVIDE THE STRIP WITH REMOTE DALI DIMMABLE POWER SUPPLIES AS REQUIRED LOCATE THE POWER SUPPLIES IN A CONCEALED ACCESSIBLE POSITION NOTED ON THE AS CONSTRUCTED DOCUMENTS.	WHITE	RAPID LED 7W/M 3,000K 24VOLT DC IP20 R2338 + POWER SUPPLY & DALI CONTROLLER	A
S2	12W/M 2700K LED	FLEXIBLE LED ROPE FLEX SCREW FIXED RECESSED ONTO THE CEILING CURTAIN PELMET AS PER THE ARCHITECTURAL DETAIL. PROVIDE THE STRIP WITH REMOTE DALI DIMMABLE POWER SUPPLIES AS REQUIRED LOCATE THE POWER SUPPLIES IN A CONCEALED POSITION NOTED ON THE AS CONSTRUCTED DRAWINGS	WHITE	NPA L-NF-GLOW-VWW + POWER SUPPLY & DALI CONTROLLER	A
S3	12W/M 2700K LED	FLEXIBLE LED ROPE FLEX SCREW FIXED RECESSED ONTO THE CEILING PELMET AS PER THE ARCHITECTURAL DETAIL. PROVIDE THE STRIP WITH REMOTE DALI DIMMABLE POWER SUPPLIES AS REQUIRED LOCATE THE POWER SUPPLIES IN A CONCEALED ACCESSIBLE POSITION NOTED ON THE AS CONSTRUCTED DOCUMENTS.	WHITE	NPA L-NF-GLOW-VWW + POWER SUPPLY & DALI CONTROLLER	A
S4	12W/M 2700K LED	FLEXIBLE LED ROPE FLEX SCREW FIXED RECESSED ONTO THE CEILING PELMET AS PER THE ARCHITECTURAL DETAIL. PROVIDE THE STRIP WITH REMOTE DALI DIMMABLE POWER SUPPLIES AS REQUIRED LOCATE THE POWER SUPPLIES IN A CONCEALED ACCESSIBLE POSITION NOTED ON THE AS CONSTRUCTED DOCUMENTS.	WHITE	NPA L-NF-GLOW-VWW + POWER SUPPLY & DALI CONTROLLER	A
S5	12W/M 2700K LED	FLEXIBLE LED ROPE FLEX SCREW FIXED RECESSED ONTO THE CEILING PELMET AS PER THE ARCHITECTURAL DETAIL. PROVIDE THE STRIP WITH REMOTE DALI DIMMABLE POWER SUPPLIES AS REQUIRED LOCATE THE POWER SUPPLIES IN A CONCEALED ACCESSIBLE POSITION NOTED ON THE AS CONSTRUCTED DOCUMENTS.	WHITE	NPA L-NF-GLOW-VWW + POWER SUPPLY & DALI CONTROLLER	A
S6	RGB3000K LED	LED RGB WW STRIPS WITHIN A SCREW FIXED EXTRUSION MOUNTED ON THE LEADING EDGE OF THE FACADE AS PER THE ELEVATION AND THE ARCHITECTURAL DETAIL. PROVIDE THE STRIP WITH A RGB CONTROL SYSTEM AS PER THE RGB CONTROL SCHEMATIC WITH ONE SLAVE CONTROLLER / POWER SUPPLY PER 10M OF STRIP LOCATE THE SLAVE CONTROLLERS AND POWER SUPPLIES IN A CONCEALED ACCESSIBLE POSITION NOTED ON THE AS CONSTRUCTED DOCUMENTS.	BLACK HOUSING	NPA -SF16 RGB 3000K + HOUSING	A



ELECTRICAL DESIGN GROUP


ELECTRICAL BUILDING SERVICES CONSULTANTS

P.O. Box 15, SHERWOOD Q. 4075

Phone: (07) 3278 4375 Fax: (07) 3716 0222

Web Site: www.edg.net.au Email: brisbane@edg.net.au

C3591a - BURLEIGH HEADS HOTEL					C3591a-0002(A).xls
ELECTRICAL EQUIPMENT SCHEDULE					
REVISION A - 01 OCTOBER 2025					
THE LIGHT FITTING SUPPLIER CONTACT DETAILS MAY BE AVAILABLE ON THE EDG WEBSITE VIA THE FOLLOWING LINK www.edg.net.au/Links/Lighting.htm					
TYPE	LAMPS	DESCRIPTION	COLOUR / ACCESSORY	CATALOGUE No	REV
S7	12W/M 2700K LED	FLEXIBLE LED ROPE FLEX SCREW FIXED RECESSED ONTO THE COUNTER PELMET AS PER THE ARCHITECTURAL DETAIL. PROVIDE THE STRIP WITH REMOTE DALI DIMMABLE POWER SUPPLIES AS REQUIRED LOCATE THE POWER SUPPLIES IN A CONCEALED ACCESSIBLE POSITION NOTED ON THE AS CONSTRUCTED DOCUMENTS.	WHITE	NPA L-NF-GLOW-VWW + POWER SUPPLY & DALI CONTROLLER	A
S8	12W/M 2700K LED	FLEXIBLE LED ROPE FLEX SCREW FIXED ONTO THE JOINERY AS PER THE ARCHITECTURAL DETAIL. PROVIDE THE STRIP WITH REMOTE DALI DIMMABLE POWER SUPPLIES AS REQUIRED LOCATE THE POWER SUPPLIES IN A CONCEALED ACCESSIBLE POSITION NOTED ON THE AS CONSTRUCTED DOCUMENTS. REFER TO THE ELEVATIONS FOR THE EXTENT.	WHITE	NPA L-NF-GLOW-VWW + POWER SUPPLY & DALI CONTROLLER	A
S9	12W/M 2700K LED	FLEXIBLE LED ROPE FLEX SCREW FIXED BEHIND THE MIRROR AS PER THE ARCHITECTURAL DETAIL. PROVIDE THE STRIP WITH REMOTE DALI DIMMABLE POWER SUPPLIES AS REQUIRED LOCATE THE POWER SUPPLIES IN A CONCEALED ACCESSIBLE POSITION NOTED ON THE AS CONSTRUCTED DOCUMENTS. REFER TO THE ELEVATIONS FOR THE EXTENT.	WHITE	NPA L-NF-GLOW-VWW + POWER SUPPLY & DALI CONTROLLER	A
S10	12W/M 2700K LED	FLEXIBLE LED ROPE FLEX SCREW FIXED BEHIND THE MIRROR AS PER THE ARCHITECTURAL DETAIL. PROVIDE THE STRIP WITH REMOTE DALI DIMMABLE POWER SUPPLIES AS REQUIRED LOCATE THE POWER SUPPLIES IN A CONCEALED ACCESSIBLE POSITION NOTED ON THE AS CONSTRUCTED DOCUMENTS. REFER TO THE ELEVATIONS FOR THE EXTENT.	WHITE	NPA L-NF-GLOW-VWW + POWER SUPPLY & DALI CONTROLLER	A
S11	14.4W/M 3000K LED	LED STRIP WITHIN A SCREW FIXED EXTRUSION WITHIN THE GARDEN WALL AS PER THE ARCHITECTURAL DETAIL. PROVIDE THE STRIP WITH REMOTE DALI DIMMABLE POWER SUPPLIES AS REQUIRED LOCATE THE POWER SUPPLIES IN A CONCEALED ACCESSIBLE POSITION NOTED ON THE AS CONSTRUCTED DOCUMENTS.	BLACK	RAPID LED 14.4W/M 3,000K 24VOLT DC IP65 R2354 PLUS ALUMINIUM EXTRUSION AND POWER SUPPLY & DALI CONTROLLER	A
S12	12W/M +/- 10% 3000K 24V LED	STEP TREAD EXTRUSION C/W IP65 LED STRIP AND DIFFUSER REMOTE DALI DIMMABLE DRIVER LOCATED IN A CONCEALED ACCESSIBLE POSITION. ENSURE THE DRIVER IS LOCATED ON THE AS CONSTRUCTED DRAWINGS.	ANODISED SILVER	SUPERLIGHT SL8488-00 + SL8488-12 + 24 V LED STRIP	A



ELECTRICAL DESIGN GROUP


ELECTRICAL BUILDING SERVICES CONSULTANTS

P.O. Box 15, SHERWOOD Q. 4075

Phone: (07) 3278 4375 Fax: (07) 3716 0222

Web Site: www.edg.net.au Email: brisbane@edg.net.au

C3591a - BURLEIGH HEADS HOTEL ELECTRICAL EQUIPMENT SCHEDULE REVISION A - 01 OCTOBER 2025					C3591a-0002(A).xls
THE LIGHT FITTING SUPPLIER CONTACT DETAILS MAY BE AVAILABLE ON THE EDG WEBSITE VIA THE FOLLOWING LINK www.edg.net.au/Links/Lighting.htm					
TYPE	LAMPS	DESCRIPTION	COLOUR / ACCESSORY	CATALOGUE No	REV
S13	4W 3000K 24V LED	385 LONG IP67 LED STRIP RECESSED CENTRALLY INTO THE UNDERSIDE OF THE HAND RAIL C/W REMOTE DALI DIMMABLE DRIVER LOCATED IN A CONCEALED ACCESSIBLE POSITION. ENSURE THE DRIVER IS LOCATED ON THE AS CONSTRUCTED DRAWINGS.	ANODISED SILVER	SUPERLIGHT SL2083-385	A
S14	UMBRELLA LIGHT DALI DIMMABLE. ALLOW A PC SUM OF \$1,000.00 PLUS GST FOR THE SUPPLY AND INSTALLATION OF EACH UMBRELLA (S14) LIGHT.				A
E	EXISTING LIGHT FITTING TO BE RETAINED AND RESUPPLIED AS INDICATED. WITHIN ONE WEEK OF BEING AWARDED THE CONTRACT CONFIRM THE EXISTING LAMP TYPE AND CONTROL TYPE.				A
PD01	TRAILING EDGE DIMMABLE 240 VOLT 2700K E27 LED 250 LUMENS +/- 10% 15,000 HOUR LIFE LAMP	600DIA X 700 HIGH DECORATIVE PENDANT. CONFIRM THE SUSPENSION HEIGHT ONSITE WITH THE ARCHITECT	NATURAL RATTAN	LIGHTING COLLECTIVE GC951PL	A
PD02	TRAILING EDGE DIMMABLE 240 VOLT 2700K E27 LED 250 LUMENS +/- 10% 15,000 HOUR LIFE LAMP	400DIA X 400 HIGH DECORATIVE PENDANT. CONFIRM THE SUSPENSION HEIGHT ONSITE WITH THE ARCHITECT	NATURAL RATTAN	LIGHTING COLLECTIVE EM053P	A
PD03	TRAILING EDGE DIMMABLE 240 VOLT 2700K E27 LED 250 LUMENS +/- 10% 15,000 HOUR LIFE LAMP	300DIA X 420 HIGH DECORATIVE PENDANT. CONFIRM THE SUSPENSION HEIGHT ONSITE WITH THE ARCHITECT	NATURAL RATTAN	LIGHTING COLLECTIVE M048P-1	A
PD04	TRAILING EDGE DIMMABLE 240 VOLT 2700K E27 LED 250 LUMENS +/- 10% 15,000 HOUR LIFE LAMP	350DIA X 380 HIGH DECORATIVE PENDANT. CONFIRM THE SUSPENSION HEIGHT ONSITE WITH THE ARCHITECT	TIMBER	BEACON LIGHTING 018511	A
TL01E	EXISTING LIGHT FITTING TO BE RETAINED AND RESUPPLIED AS INDICATED. WITHIN ONE WEEK OF BEING AWARDED THE CONTRACT CONFIRM THE EXISTING LAMP TYPE AND CONTROL TYPE.				A
WL01	5W 2700K TE DIMMABLE LED	DECORATIVE 132 DIA WALL LIGHT C/W INTEGRAL DRIVER MOUNTED AS PER THE ARCHITECTURAL DETAILS	BRUSHED BRASS	NOOK COLLECTIONS LOOP WAVE WALL LIGHT	A
WL02	TRAILING EDGE DIMMABLE 240 VOLT 2700K 3W G9 LED	DECORATIVE 288 DIA WALL LIGHT C/W INTEGRAL DRIVER MOUNTED AS PER THE ARCHITECTURAL DETAILS	BONE	NOOK COLLECTIONS PEARL WALL LIGHT	A



ELECTRICAL DESIGN GROUP

ELECTRICAL BUILDING SERVICES CONSULTANTS

P.O. Box 15, SHERWOOD Q. 4075

Phone: (07) 3278 4375 Fax: (07) 3716 0222

Web Site: www.edg.net.au Email: brisbane@edg.net.au

C3591a - BURLEIGH HEADS HOTEL					C3591a-0002(A).xls
ELECTRICAL EQUIPMENT SCHEDULE					
REVISION A - 01 OCTOBER 2025					
THE LIGHT FITTING SUPPLIER CONTACT DETAILS MAY BE AVAILABLE ON THE EDG WEBSITE VIA THE FOLLOWING LINK www.edg.net.au/Links/Lighting.htm					
TYPE	LAMPS	DESCRIPTION	COLOUR / ACCESSORY	CATALOGUE No	REV
WL03	TRAILING EDGE DIMMABLE 7W 3000K LED	DECORATIVE 125W X 210H X 70DEEP WALL LIGHT C/W INTEGRAL DRIVER MOUNTED AS PER THE ARCHITECTURAL DETAILS	GOLD	ABOUT SPACE DARLA WALL LIGHT	A
WL04	7W 3000K LED	WALL MOUNTED DOWNLIGHT C/W REMOTE DALI DIMMABLE DRIVER CONFIRM THE MOUNTING HEIGHT ONSITE WITH THE ARCHITECT	BLACK	SUPERLIGHT SL6391	A
RD01	12W 3000K LED	RECESSED DOWNLIGHT C/W 24 DEG BEAM REMOTE DALI DIMMABLE DRIVER	WHITE	RAPID R1077-WH-12W- WW-DALI	A
RD02	12W 3000K LED	RECESSED DOWNLIGHT C/W 24 DEG BEAM REMOTE DALI DIMMABLE DRIVER	BLACK	RAPID R1077-BK-12W- WW-DALI	A
RD03	13W 3000K LED	RECESSED ADJUSTABLE DOWNLIGHT C/W REMOTE DALI DIMMABLE DRIVER	WHITE	EQUAL TO GAMMA ILLUMINATION KHO 1002-3K-13W	A
RD04	13W 3000K LED	RECESSED ADJUSTABLE DOWNLIGHT C/W REMOTE DALI DIMMABLE DRIVER	BLACK	EQUAL TO GAMMA ILLUMINATION KHO 1002-3K-13W	A
SL01	15W 3000K LED	SURFACE MOUNTED 115 DIA X 160 HIGH CAN DOWNLIGHT C/W REMOTE DALI DIMMABLE DRIVER	BRASS	ABOUT SPACE CANNON CEILING BRASS DALI	
GL01	3W 2700K LED	GARDEN ELV SPIKE DOWNLIGHT LIGHT. PROVIDE EACH GROUP OF GL01 FITTINGS WITH A REMOTE COMMON DALI DIMMABLE DRIVER. LOCATE DRIVER /POWER SUPPLY IN A CONCEALED ACCESSIBLE POSITION NOTED ON THE AS CONSTRUCTED DOCUMENTS.	BLACK	NOCTURNAL LIGHTING TWIGGY SPIKE - DALI	A
G1	GAMING BASE KICK LED STRIP LIGHTS TO BE PROVIDED AS PART OF THE GAMING BASE AND CONNECTED BY THE GAMING ELECTRICIAN.				A
FS01	1W LED AT 500 CENTRES	FESTOON LIGHTS WITH NEW 24V DC IP65 FESTOON LIGHTING TO BE FIXED TO A 316 STAINLESS STEEL WIRE SUPPORT SYSTEM. SUPPLY THE NEW FESTOON LIGHTS VIA REMOTE DALI DIMMABLE DRIVERS IN A CONCEALED ACCESSIBLE POSITIONS NOTED ON THE AS CONSTRUCTED DOCUMENTS. CONFIRM THE LENGTH AND POSITION ON SITE ENSURE THE FESTOON LIGHTS ARE LOWER THAN THE ADJACENT CEILING FANS	BLACK CABLE AND FIXINGS 316 STAINLESS STEEL SUPPORT AND FIXINGS	FIRE FLY FFC-LS-50- 24VE27-BK	A
E1	LED	EMERGENCY LIGHT: RECESSED NON-MAINTAINED EMERGENCY LIGHT. AS2293 CLASSIFICATION C0-D40 - C90-D40.	WHITE	CLEVERTRONICS LLIFE	A



ELECTRICAL DESIGN GROUP


ELECTRICAL BUILDING SERVICES CONSULTANTS

P.O. Box 15, SHERWOOD Q. 4075

Phone: (07) 3278 4375 Fax: (07) 3716 0222

Web Site: www.edg.net.au Email: brisbane@edg.net.au

C3591a - BURLEIGH HEADS HOTEL				C3591a-0002(A).xls	
ELECTRICAL EQUIPMENT SCHEDULE					
REVISION A - 01 OCTOBER 2025					
THE LIGHT FITTING SUPPLIER CONTACT DETAILS MAY BE AVAILABLE ON THE EDG WEBSITE VIA THE FOLLOWING LINK www.edg.net.au/Links/Lighting.htm					
TYPE	LAMPS	DESCRIPTION	COLOUR / ACCESSORY	CATALOGUE No	REV
E2	LED	EMERGENCY LIGHT: SURFACE MOUNTED NON-MAINTAINED EMERGENCY LIGHT. AS2293 CLASSIFICATION C0-D40 - C90-D40.	BLACK	CLEVERTRONICS LLIFEBLK	A
E3	LED	EXIT LIGHT: MAINTAINED 24M VIEWING DISTANCE EXIT LIGHT C/W DIFFUSERS & DIRECTIONAL ARROWS AS SHOWN. CEILING SURFACE MOUNT OR WALL MOUNT BETWEEN 2100mm & 2700mm AFFL IF THERE IS NO VERTICAL SURFACE TO MOUNT THE FITTING ON WITHIN THIS RANGE CONFIRM THE MOUNTING HEIGHT WITH THE ENGINEER. AS2293 CLASSIFICATION C0-D1.25- C90-D2	WHITE	CLEVERTRONICS LUBPRO-SM	A
EX	LED	EXIT LIGHT: MAINTAINED 24M VIEWING DISTANCE EXIT LIGHT C/W DIFFUSERS & DIRECTIONAL ARROWS AS SHOWN. CEILING SURFACE MOUNT OR WALL MOUNT BETWEEN 2100mm & 2700mm AFFL IF THERE IS NO VERTICAL SURFACE TO MOUNT THE FITTING ON WITHIN THIS RANGE CONFIRM THE MOUNTING HEIGHT WITH THE ENGINEER. AS2293 CLASSIFICATION C0-D1.25- C90-D2	BLACK	CLEVERTRONICS LUBPRO-SM	A
RGB MASTER CONTROLLER (MC)		RGB MASTER CONTROLLER WALL MOUNTED AT 1400AFFL. PROVIDE THE MASTER CONTROLLER WITH A POWER SUPPLY VIA A SINGLE GPO. CONNECT THE MASTER CONTROLLER TO THE SLAVE CONTROLLERS FOR THE ASSOCIATED CHANNEL AS PER THE RGB CONTROL SCHEMATIC. CONFIGURE AND LABEL THE CONTROLLER AS DIRECTED BY THE HOTEL MANAGEMENT ON SITE.	NPA-FL-E-RGBW-W4C		A
RGB SLAVE CONTROLLER (SC)		RGB SLAVE CONTROLLER PER 10M OF RGBWW LED STRIP. LOCATE THE SLAVE CONTROLLER AND ASSOCIATED POWER SUPPLY IN A CONCEALED ACCESSIBLE POSITION NOMINATED ON THE AS CONSTRUCTED DOCUMENTS. CONNECT THE SLAVE CONTROLLER TO THE MASTER CONTROLLER AND POWER SUPPLY AS PER THE RGB CONTROL SCHEMATIC.	NPA-FL-E-RGBW-S		A
HR01	NEW HEATER AND ASSOCIATED CONTROL TO BE PROVIDED TO MATCH THE EXISTING ADJACENT HEATER.				A
HRE	EXISTING HEATER AND ITS ASSOCIATED CONTROL TO BE RETAINED AND RECIRCUITS AS INDICATED.				A
CHANNEL x		CONTROL CHANNEL WITH A NUMERICAL REFERENCE. REFER TO THE POWER AND LIGHTING CONTROL SCHEMATIC / SCHEDULE			A
LIGHTING CONTROL SWITCH PANEL (SPx)		6-BUTTON PROGRAMMABLE SWITCH PANEL C/W CENTRAL LCD DISPLAY MOUNTED AT 1000mm AFFL UNLESS NOTED OTHERWISE.	ALUMINIUM	DYNALITE ANTUMBRA DISPLAY	A
SINGLE POWER OUTLET		SINGLE POWER OUTLET C/W CIRCUIT IDENTIFICATION ON THE FACEPLATE BEHIND THE SURROUND MOUNT AT 300mm AFFL U.N.O. RATING 10A U.N.O.	WHITE UNLESS NOTED AS BLACK (BK)	CLIPSAL C2000 SERIES	A



ELECTRICAL DESIGN GROUP


ELECTRICAL BUILDING SERVICES CONSULTANTS

P.O. Box 15, SHERWOOD Q. 4075

Phone: (07) 3278 4375 Fax: (07) 3716 0222

Web Site: www.edg.net.au Email: brisbane@edg.net.au

C3591a - BURLEIGH HEADS HOTEL					C3591a-0002(A).xls
ELECTRICAL EQUIPMENT SCHEDULE					
REVISION A - 01 OCTOBER 2025					
THE LIGHT FITTING SUPPLIER CONTACT DETAILS MAY BE AVAILABLE ON THE EDG WEBSITE VIA THE FOLLOWING LINK www.edg.net.au/Links/Lighting.htm					
TYPE	LAMPS	DESCRIPTION	COLOUR / ACCESSORY	CATALOGUE No	REV
AUTO DOOR SINGLE POWER OUTLET (AD)		SINGLE POWER OUTLET C/W CIRCUIT IDENTIFICATION LOCATED CONCEALED WITHIN THE AUTO DOOR HEAD MULLION RATING 10A U.N.O.	WHITE	CLIPSAL C2000 SERIES	A
DOUBLE POWER OUTLET		DOUBLE POWER OUTLET C/W CIRCUIT IDENTIFICATION ON THE FACEPLATE BEHIND THE SURROUND MOUNT AT 300mm AFFL U.N.O. RATING 10A U.N.O.	WHITE UNLESS NOTED AS BLACK (BK)	CLIPSAL C2000 SERIES	A
GAMING TAB OUTLET		GAMING / TAB OUTLETS PROVIDED BY THE GAMING ELECTRICIAN. REFER TO THE NOTES FOR ADDITIONAL DETAILS ON THE SCOPE.			A
SIGN / UMBRELLA CONNECTION		COORDINATE THE LOCATION AND CONNECTION WITH THE SIGN CONTRACTOR / UMBRELLA SUPPLIER ENSURING THE CONNECTION ARE PROVIDED WITH APPROPRIATE WEATHER PROTECTION AND ARE CONCEALED FROM VIEW.			A
SINGLE-PHASE ISOLATOR		SINGLE-PHASE WEATHERPROOF ISOLATOR. MOUNT AT 1350mm AFFL U.N.O. RATING 20A U.N.O. CONNECT TO EQUIPMENT VIA FLEXIBLE CONDUIT.	-	CLIPSAL WHT20	A
THREE-PHASE ISOLATOR		THREE-PHASE WEATHERPROOF ISOLATOR. MOUNT AT 1350mm AFFL U.N.O. RATING 20A U.N.O. CONNECT TO EQUIPMENT VIA FLEXIBLE CONDUIT.	-	CLIPSAL WHT35	A
DB-L		IN THE SPACE CREATED BY THE REMOVAL OF DB-CBUS AND THE ASSOCIATED CBUS CONTROLLERS PROVIDE A NEW DISTRIBUTION BOARD DB-L AS PER THE DB-L SCHEDULE AND NOTES. RECONNECT THE EXISTING DB-CBUS SUB MAIN TO DB-L AND UPDATE THE SOURCE LABEL ACCORDINGLY.			A
DB-CBUS		EXISTING DISTRIBUTION BOARD DB-CBUS AND THE ASSOCIATED CBUS CONTROLLERS TO BE REMOVED.			A
DB-G		EXISTING GAMING DISTRIBUTION BOARD DB-G TO BE UPGRADED AS NECESSARY BY THE GAMING ELECTRICIAN.			A
DB-1		EXISTING DISTRIBUTION BOARD DB-1 TO REMAIN AND BE PROVIDED WITH THE ADDITIONAL CIRCUITS AS PER THE DB-1 SCHEDULE. REMOVE ALL EXISTING CIRCUITS MADE REDUNDANT BY THE WORKS. UPDATE THE SCHEDULE AT PRACTICAL COMPLETION.			A
DB-2		EXISTING DISTRIBUTION BOARD DB-2 TO REMAIN AND BE PROVIDED WITH THE ADDITIONAL CIRCUITS AS PER THE DB-2 SCHEDULE. REMOVE ALL EXISTING CIRCUITS MADE REDUNDANT BY THE WORKS. UPDATE THE SCHEDULE AT PRACTICAL COMPLETION.			A
DB-3		EXISTING DISTRIBUTION BOARD DB-3 TO REMAIN AS IS.			A
MSB		EXISTING HOTEL MAIN SWITCHBOARD TO REMAIN AS IS			A
SMOKE DETECTOR		SURFACE MOUNT SMOKE DETECTOR COMPATIBLE WITH HE EXISTING FIRE DETECTION SYSTEM WHITE UNLESS DENOTED AS (BK) THEN THE DETECTOR IS TO BE BLACK.			A



ELECTRICAL DESIGN GROUP

ELECTRICAL BUILDING SERVICES CONSULTANTS

P.O. Box 15, SHERWOOD Q. 4075

Phone: (07) 3278 4375 Fax: (07) 3716 0222

Web Site: www.edg.net.au Email: brisbane@edg.net.au

C3591a - BURLEIGH HEADS HOTEL					C3591a-0002(A).xls
ELECTRICAL EQUIPMENT SCHEDULE					
REVISION A - 01 OCTOBER 2025					
THE LIGHT FITTING SUPPLIER CONTACT DETAILS MAY BE AVAILABLE ON THE EDG WEBSITE VIA THE FOLLOWING LINK www.edg.net.au/Links/Lighting.htm					
TYPE	LAMPS	DESCRIPTION	COLOUR / ACCESSORY	CATALOGUE No	REV
FIRE EVACUATION SPEAKER		CEILING RECESSED 5W FIRE ALARM SPEAKER C/W 100V MULTI-TAP TRANSFORMER AND FLUSH GRILLE WHITE UNLESS DENOTED AS (BK) THEN THE GRILLE IS TO BE BLACK.			A
AUTO DOOR INTERFACE		INTERFACE THE FIRE ALARM SYSTEM INTO THE AUTO DOOR TO UNLOCK UPON ALARM			A